

Horizontal Shaft Alignment  
Vertical Shaft Alignment




# Acoem AT-200

## Technical Datasheet

**The new generation of smart shaft alignment solutions**

- **Fast and accurate results** powered by intelligent sensor technology
- **Ease of use** on industry standard tablets
- **One system - multiple users** with their personal devices
- **Integration and connectivity** providing easy data sharing capabilities



### Providing faster and more accurate shaft alignment results



Easily verify the presence of soft foot with the **SoftCheck™** feature to make a reliable alignment



Get better automatic guidance for a base-bound or bolt-bound situation with the **FeetLock™** function



Align machines in horizontal and vertical direction in only one move with Acoem **VertiZontal™** feature and save time



Automatic alignment quality assessment according to **Tolerances** based on industry standards



Easily align your rotating assets following the highly visual Acoem **GuideU™** interface.




Easily Manage thermal growth with Cold and Hot alignment with **Target values**



Get the position of both the shafts in real time with Acoem **True Live™** feature



**Remove industrial environment** disturbance (light, vibration) with the smart digital filtering provided with our sensor technology



#### Tripoint™ method

In the Tripoint method, the alignment condition can be calculated by taking three points while rotating the shaft at least 60°. In this method, all points are taken manually.



#### Clock™ method

In the Clock method, machinery positions are calculated by taking three points with 180° of rotation.



#### EXPRESS™ method

In the Express Mode method, the alignment condition can be calculated by recording three points while rotating the shafts at least 60°.

## Instantly share illustrated reports from your mobile device



Instantly generate an automatic pdf report from the field on the mobile device, and add logo



Take pictures of your machines and setup to illustrate automatically in the report



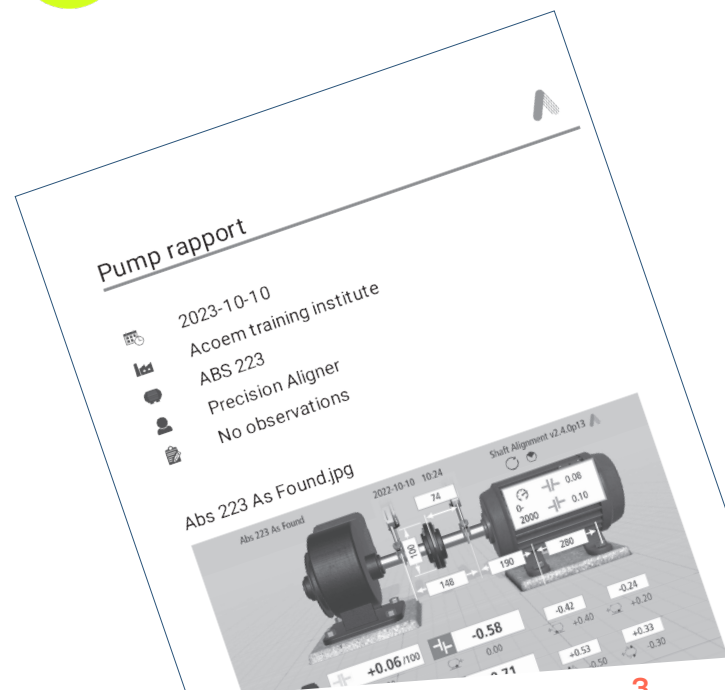
Centralize and share your reports with your team, consolidate your plant's alignment status, and assign alignment workorders to team members.



Share your reports by all communication means available on the mobile devices (email, what's app...)



Seamlessly Integrate thermographic pictures in your shaft alignment reports\*



## Sensor Specifications

Hardware Type	M7 1-1216, S7 1-1217
<b>Physical</b>	
Housing Material	Anodized Aluminum frame and high impact ABS plastic over molded with TPE rubber
Weight	M7: 212 g (7,5 oz), S7: 186 g (6,6 oz)
Dimensions	92 mm x 77 mm x 33 mm (3,6 in x 3,0 in x 1,3 in)
<b>Environment</b>	
Operating Temp	-10 to 50 °C (14 to 122 °F)
Storage Temp	-20 to 70 °C (-4 to 158 °F)
Long term storage Temp Room Temp	18 to 28 °C (64 to 82 °F)
Battery Charging Temp	0 to 40 °C (32 to 104 °F)
Relative humidity	10 – 90 %
Environmental protection	IP65 (Dust tight and protected against water jets)
<b>Sensing Technology</b>	
Laser	650 nm class II diode laser
Laser line fan angle	6 °
Laser line width (1 / e <sup>2</sup> )	1,6 mm
Laser line divergence (full angle)	0,25 mrad
Laser power	< 1 mW
Measurement distance	Up to 10 m
Detector	2nd gen. scientific grade CCD
Detector length	30 mm (1,2 in)
Detector angular subtense	30 mrad/m (3mm/100mm per meter)
Detector resolution	1 µm
Measurement accuracy	0,3 % ± 7 µm
Signal processing	Digital signal processing with sidespot rejection, edge detection, ambient light elimination and anti-vibration mode
Ambient light protection	Optical filtering and digital ambient light signal elimination
Inclinometer	Dual High Performance MEMS inclinometers
Inclinometer resolution	0,01 °
Inclinometer accuracy	±0,2 °
Gyroscope	6-Axis MEMS Inertial Motion Sensor with drift compensation and automatic field calibration
Gyroscope accuracy	±1 °
<b>Battery</b>	
Type	High performance Li Ion rechargeable battery or external power
Operating time	11 hours continuous use (measuring)
Charging	8 h
LED indicators	Unit state, laser transmission and 5 battery status indicators with instant battery check
<b>Communication</b>	
Wireless communication	Class I Bluetooth transmitter
Communication range	10 m (33 ft)
Connectors	1 USB Mini port (IP67)
<b>Handheld Algiz RT8 (optional)</b>	

A sunlight-readable, 8-inch capacitive multi-touch display with super-hardened Gorilla Glass, plus rain and glove mode.

IP67 ruggedness rating (including the ports) for fully waterproof and dust-tight performance.

Wide operating temperatures of -20°C to 60°C (-4°F to 140°F).

## Packaging & Deliverables

### Acoem AT-200 package:

- Sensors, M7/S7
- Rod kit
- Chain 8 mm 60 links (L=970 mm)
- Tape measure 5 m
- V-bracket complete
- Angled universal tool - 2 pcs
- USB-cable A-mini B 2m
- Power supply 5 USB-ports 5 VDC
- Quick Guide AT



## Select Your Package

**ACOEM AT-200 D** - Acoem Alignment Display with Acoem Home included  
ACOEM Home is an offline software on ACOEM DU, transferring data via USB, providing secure functions and apps.

**ACOEM AT-200 T** - Tablet Display included  
Our system features a Wi-Fi enabled tablet capable of sharing reports and receiving app updates seamlessly.

**ACOEM AT-200** - Tablet Display unit not included.

## Part of the Augmented Mechanics Ecosystem

Build your own Augmented Mechanics solution and complete your shaft alignment tool with complementary component and applications on the same mobile device



Acoem Prealignment app, with our AT-10 measuring probe designed to remove the complexity of your laser alignment process, making it faster and more reliable



Acoem Bearing Defender app, with our 3-axis wireless sensor, providing quick first-level information on bearing health based on vibration readings in just few a matter of seconds



Acoem Machine Defender app, with our 3-axis wireless sensor, AI-powered vibration diagnostics instantly in the field for most rotating equipments in industrial environment

Freely Download the Horizontal and Vertical Shaft alignment apps!

